



HINDI MAHAVIDYALAYA

(Autonomous)

Nallakunta, Hyderabad 500044

STUDENT SATISFACTION SURVEY

2022-23



Online Student Satisfaction Survey

Analysis Report (2022-23)

The College adopts the questionnaire proposed by the NAAC on Student Satisfactory Survey to obtain a formative feedback through online. This questionnaire consists of 20 questions and Suggestions which focuses on the teaching - learning, evaluation process and infrastructure of the institution. The activities of the institution are being analyzed to ensure a quality profile in relation to institutional vision. The results would enable the college to adopt a quality method of teaching - learning process as per the requirements of the industries.

The students are the most important stakeholders of the institute, their views or suggestions help the institute in formulating learning and teaching practices and are considered as prime data on which the quality of teaching and learning process is evaluated and enhanced.

All questions are mandatory and each student can give suggestions on the teaching - learning process and on the infrastructure of the institution. The questionnaire has been analyzed based on a 5-point scale. The results represent the opinion of students who participated in the survey. The identity of the student is not revealed and is maintained confidential.

Overall Analysis of the Student Satisfaction Survey

The various graphs present the different views expressed by the students in regard to their perception of quality in the institution. About **89.76 % students** are satisfied with the teaching methodology of our institute. The output from the survey also indicates that the facilities available at the institute are satisfactory.

Hindi Mahavidyalaya (Autonomous)
Online Student Satisfaction Survey - Questionnaire

1 How much of the syllabus was covered in the class?

- 4 - 85 to 100%**
- 3 - 70 to 85%**
- 2 - 55 to 69%**
- 1 - 30 to 54%**
- 0 - Below 30%**

2 How well did the teachers prepare for the classes?

- 4 - Thoroughly**
- 3 - Satisfactorily**
- 2 - Poorly**
- 1 - Indifferently**
- 0 - will not teach at all**

3 How well were the teachers able to communicate?

- 4 - Always effective**
- 3 - Sometimes effective**
- 2 - Just satisfactorily**
- 1 - Generally ineffective**
- 0 - Very poor communication**

4 The teachers approach to teaching can best be described as:

- 4 - Excellent**
- 3 - Very Good**
- 2 - Good**
- 1 - Fair**
- 0 - Poor**

5 Fairness of the internal evaluation process by the teachers :

- 4 - Always fair**
- 3 - Usually fair**
- 2 - Sometimes unfair**
- 1 - Usually unfair**
- 0 - Unfair**

6 Was your performance in assignments discussed with you?

- 4 - Every time**
- 3 - Usually**
- 2 - Occasionally/Sometimes**
- 1 - Rarely**
- 0 - Never**

7 The college takes active interest in promoting internship, student exchange, field visit opportunities for students :

- 4 - Regularly**
- 3 - Often**
- 2 - Sometimes**
- 1 - Rarely**
- 0 - Never**

8 The teaching and mentoring process in your institution facilitates you in cognitive, social and emotional growth :

- 4 - Significantly**
- 3 - Very well**
- 2 - Moderately**
- 1 - Marginally**
- 0 - Not at all**

9 The institution provides multiple opportunities to learn and grow :

- 4 - Strongly agree**
- 3 - Agree**
- 2 - Neutral**
- 1 - Disagree**
- 0 - Strongly disagree**

10 Teachers inform you about your expected competencies, course outcomes and programme outcomes :

- 4 - Every time**
- 3 - Usually**
- 2 - Occasionally/Sometimes**
- 1 - Rarely**
- 0 - Never**

11 Your mentor does a necessary follow-up with an assigned task to you :

- 4 - Every time**
- 3 - Usually**
- 2 - Occasionally/Sometimes**
- 1 - Rarely**
- 0 - I do not have a mentor**

12 The teachers illustrate the concepts through examples and applications :

- 4 - Every time**
- 3 - Usually**
- 2 - Occasionally/Sometimes**
- 1 - Rarely**
- 0 - Never**

13 The teachers identify your strengths and encourage you with providing right level of challenges :

- 4 - Fully**
- 3 - Reasonably**
- 2 - Partially**
- 1 - Slightly**
- 0 - Unable to**

14 Teachers are able to identify your weakness and help you to overcome them :

- 4 - Every time**
- 3 - Usually**
- 2 - Occasionally / Sometimes**
- 1 - Rarely**
- 0 - Never**

15 The institution makes effort to engage students in the monitoring,review and continuous quality improvement of the teaching learning process :

- 4 - Strongly agree**
- 3 - Agree**
- 2 - Neutral**
- 1 - Disagree**
- 0 - Strongly disagree**

16 The institute/teachers use student centric methods, such as experimental learning, participative learning and problem solving methodologies for enhancing learning experiences :

- 4 - To a great extent**
- 3 - Moderate**
- 2 - Some what**
- 1 - Very little**
- 0 - Not at all**

17 Teachers encourage you to participate in extracurricular activities

- 4 - Strongly agree**
- 3 - Agree**
- 2 - Neutral**
- 1 - Disagree**
- 0 - Strongly disagree**

18 Efforts are made by the institute/teachers to inculcate soft skills, life skills and employability skills to make you ready for the world of work :

- 4 - To a great extent**
- 3 - Moderate**
- 2 - Some what**
- 1 - Very little**
- 0 - Not at all**

19 What percentage of teachers use ICT tools such as LCD projector, Multimedia, etc. while teaching :

- 4 - Above 90%**
- 3 - 70-89%**
- 2 - 50-69%**
- 1 - 30-49%**
- 0 - Below 29%**

20 The overall quality of teaching-learning process in your institute is very good :

- 4 - Strongly agree**
- 3 - Agree**
- 2 - Neutral**
- 1 - Disagree**
- 0 - Strong disagree**

21 Give three observations / suggestions to improve the overall teaching – learning experience in your institution.



HINDI MAHAVIDYALAYA (AUTONOMOUS)

STUDENT SATISFACTION SURVEY REPORT (2022-23)

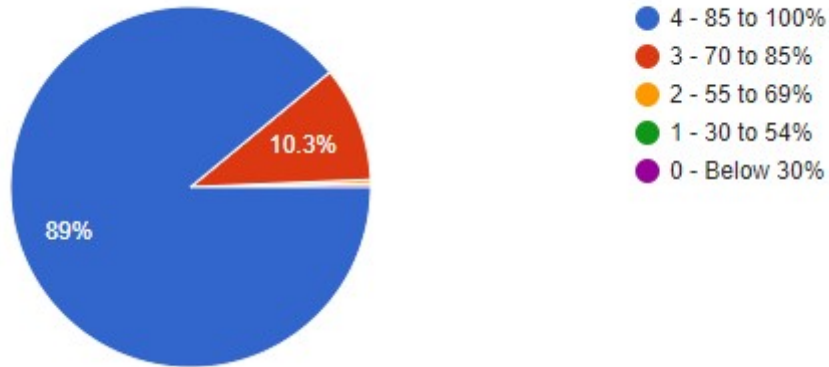
Total No. of Students Responded - 301

Parameters	Students Response (In numbers)					Total	Students Response (In Percentage)					Total %	Average
	4	3	2	1	0		4	3	2	1	0		
SSS-1	268	31	2	0	0	301	89	10.3	0.7	0	0	100	97.07
SSS-2	227	63	11	0	0	301	75.4	20.9	3.7	0	0	100	92.92
SSS-3	216	66	16	3	0	301	71.8	21.9	5.3	1	0	100	91.12
SSS-4	207	70	24	0	0	301	68.8	23.3	7.6	0	0	100	90.07
SSS-5	208	63	28	2	0	301	69.1	20.9	9.3	0.7	0	100	89.60
SSS-6	213	60	26	1	1	301	70.8	19.9	8.6	0.3	0.3	100	90.10
SSS-7	213	57	28	3	0	301	70.8	18.9	9.3	1	0	100	89.87
SSS-8	202	65	28	6	0	301	67.1	21.6	9.3	2	0	100	88.45
SSS-9	194	79	19	9	0	301	64.5	28.2	6.3	3	0	100	89.55
SSS-10	210	70	17	14	0	301	69.8	23.3	5.6	1.3	0	100	90.40
SSS-11	210	64	24	3	0	301	69.8	21.3	8	1	0	100	90.02
SSS-12	205	74	17	4	0	301	68.1	24.6	5.6	1.3	0	100	89.67
SSS-13	211	67	20	3	0	301	70.1	22.3	6.6	1	0	100	90.37
SSS-14	206	69	23	3	0	301	68.4	22.9	7.6	1	0	100	89.62
SSS-15	191	86	20	4	0	301	63.5	28.6	6.6	1.3	0	100	88.57
SSS-16	202	81	16	2	0	301	67.1	26.9	5.3	0.7	0	100	90.10
SSS-17	197	69	29	6	0	301	65.4	22.9	9.6	2	0	100	87.87
SSS-18	201	71	27	2	0	301	66.8	23.6	9	0.7	0	100	89.17
SSS-19	200	28	33	22	18	301	66.4	9.3	11	7.3	6	100	80.70
SSS-20	196	90	15	0	0	301	65.1	29.9	5	0	0	100	90.02

Overall Percentage of Student Satisfaction = 89.76

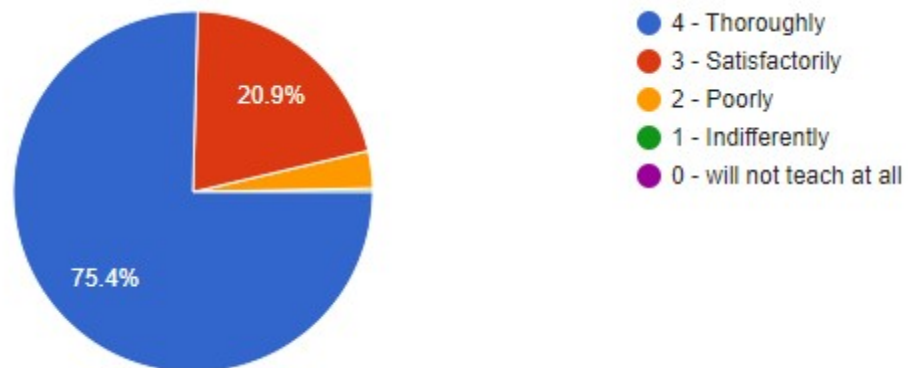
1. How much of the syllabus was covered in the class?

85 to 100%	70 to 85%	55 to 69%	30 to 54%	Below 30%
89	10.3	0.7	0	0



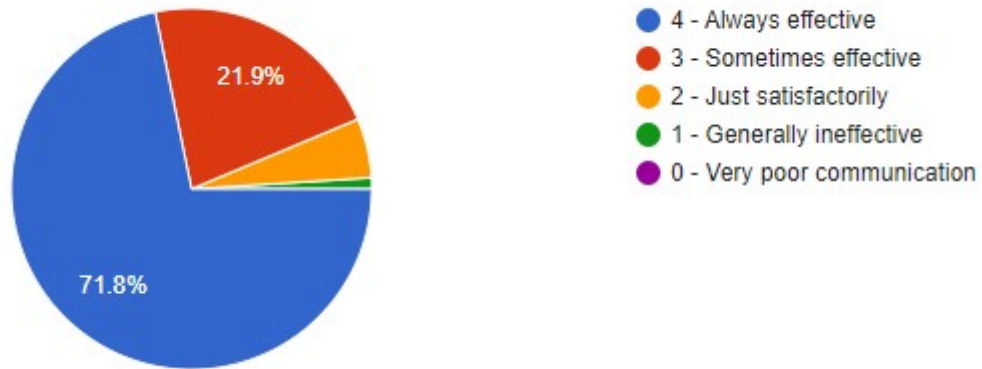
2. How well did the teachers prepare for the classes ?

Thoroughly	Satisfactorily	Poorly	Indifferently	Will not teach at all
75.4	20.9	3.7	0	0



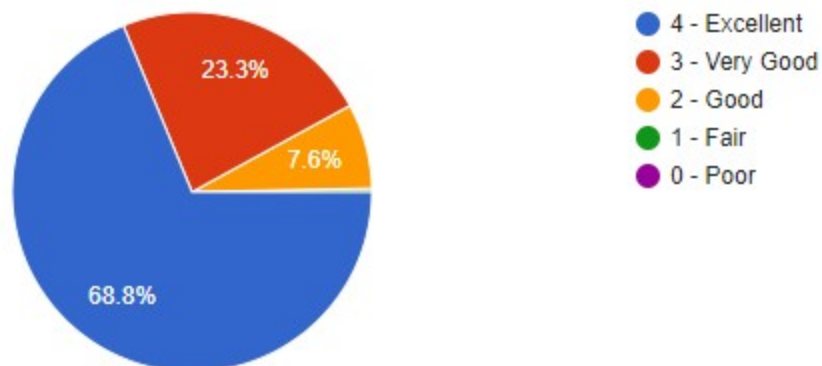
3. How well were the teachers able to communicate ?

Always effective	Sometimes effective	Just satisfactorily	Generally ineffective	Very poor communication
21.9	5.3	1	0	21.9



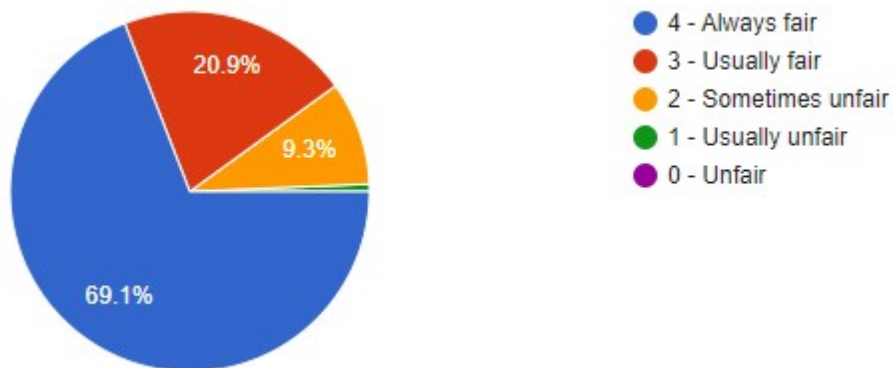
4. The teachers approach to teaching can best be described as :

Excellent	Very Good	Good	Fair	Poor
68.8	23.3	7.6	0	0



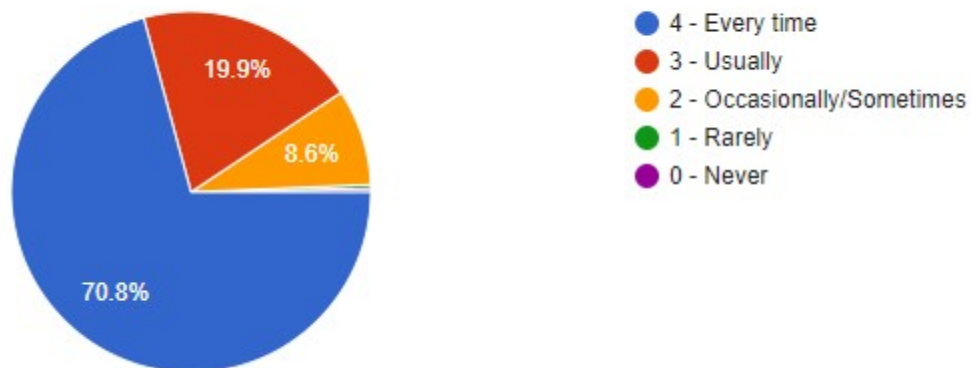
5. Fairness of the internal evaluation process by the teachers :

Always fair	Usually fair	Sometimes unfair	Usually unfair	Unfair
69.1	20.9	9.3	0.7	0



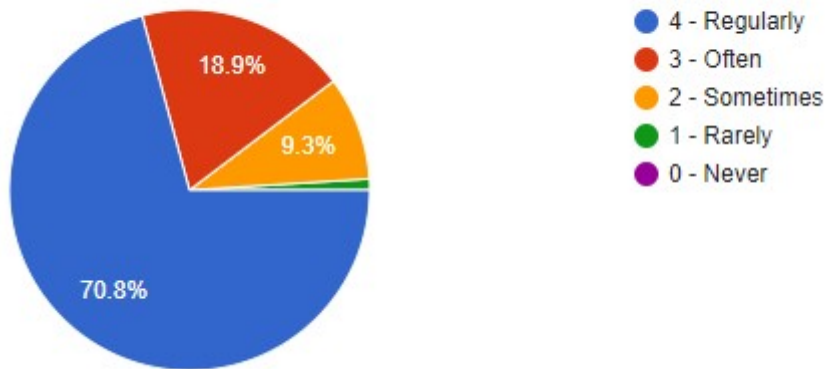
6. Was your performance in assignments discussed with you?

Every time	Usually	Occasionally / Sometimes	Rarely	Never
70.8	19.9	8.6	0.3	0.3



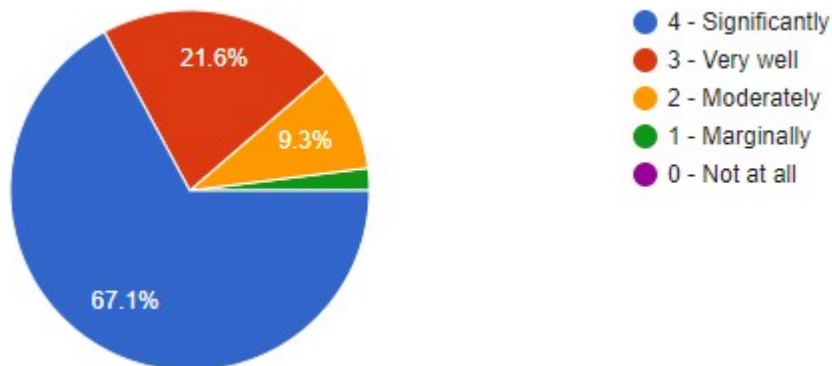
7. The college takes active interest in promoting internship, student exchange, field visit opportunities for students :

Regularly	Often	Sometimes	Rarely	Never
70.8	18.9	9.3	1	0



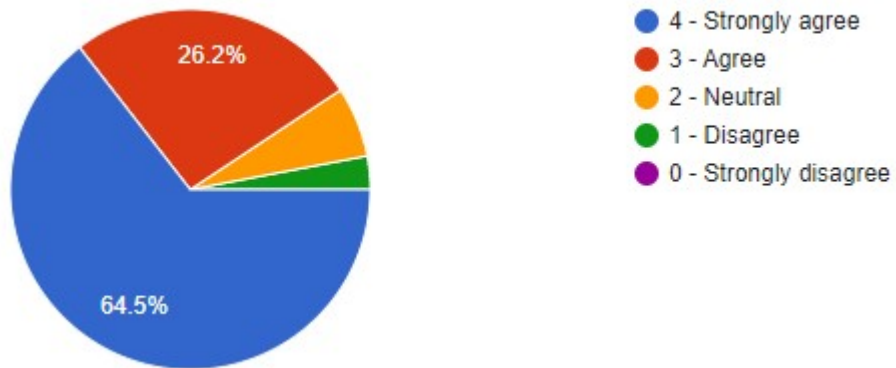
8. The teaching and mentoring process in your institution facilitates you in cognitive, social and emotional growth :

Significantly	Very well	Moderately	Marginally	Not at all
67.1	21.6	9.3	2	0



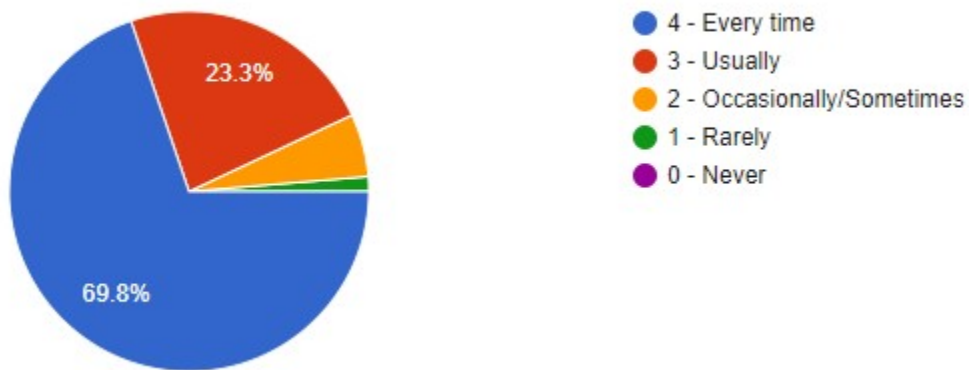
9. The institution provides multiple opportunities to learn and grow :

Strongly agree	Agree	Neutral	Disagree	Strongly disagree
64.5	28.2	6.3	3	0



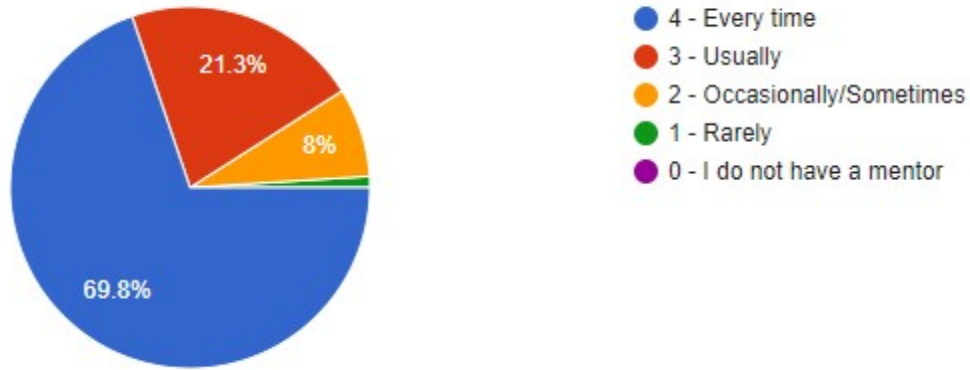
10. Teachers inform you about your expected competencies, course outcomes and programme outcomes :

Every time	Usually	Occasionally / Sometimes	Rarely	Never
69.8	23.3	5.6	1.3	0



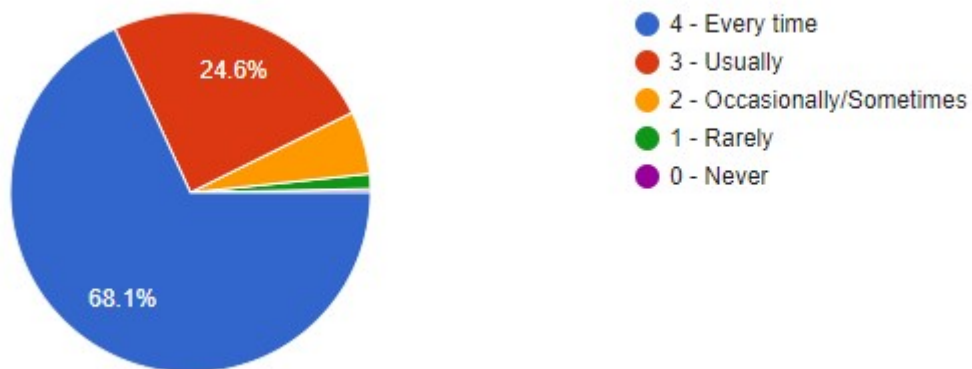
11. Your mentor does a necessary follow-up with an assigned task to you :

Every time	Usually	Occasionally / Sometimes	Rarely	I do not have a mentor
69.8	21.3	8	1	0



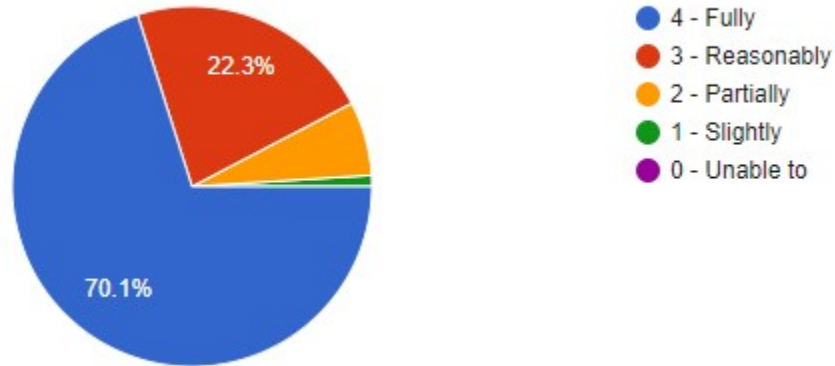
12. The teachers illustrate the concepts through examples and applications :

Every time	Usually	Occasionally / Sometimes	Rarely	Never
68.1	24.6	5.6	1.3	0



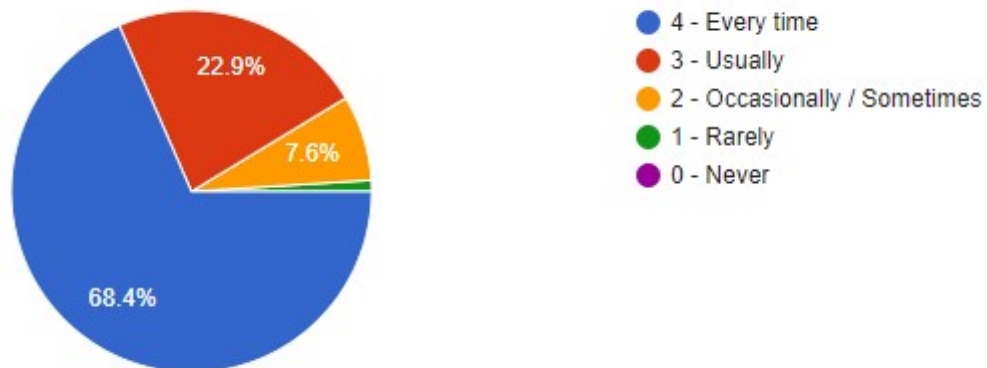
13. The teachers identify your strengths and encourage you with providing right level of challenges :

Fully	Reasonably	Partially	Slightly	Unable to
70.1	22.3	6.6	1	0



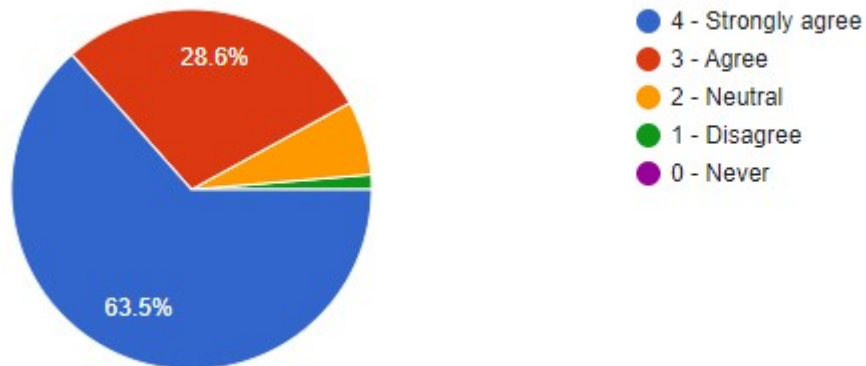
14. Teachers are able to identify your weakness and help you to overcome them :

Every time	Usually	Occasionally / Sometimes	Rarely	Never
68.4	22.9	7.6	1	0



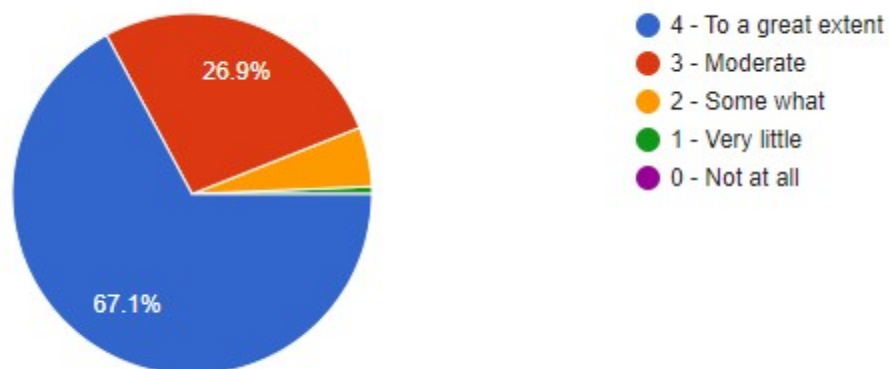
15. The institution makes effort to engage students in the monitoring,review and continuous quality improvement of the teaching learning process :

Strongly agree	Agree	Neutral	Disagree	Strongly disagree
63.5	28.6	6.6	1.3	0



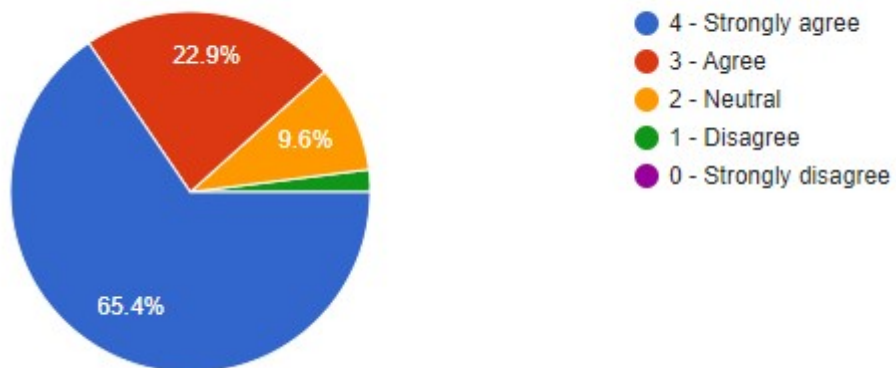
16. The institute/teachers use student centric methods, such as experimental learning, participative learning and problem solving methodologies for enhancing learning experiences :

To a great extent	Moderate	Some what	Very little	Not at all
67.1	26.9	5.3	0.7	0



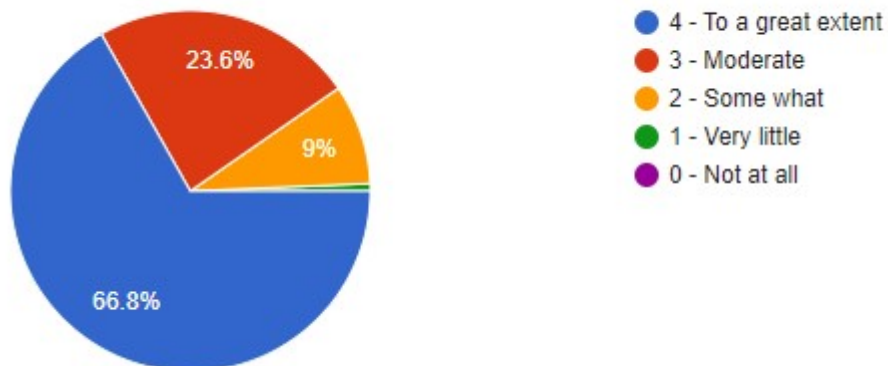
17. Teachers encourage you to participate in extracurricular activities

Strongly agree	Agree	Neutral	Disagree	Strongly disagree
65.4	22.9	9.6	2	0



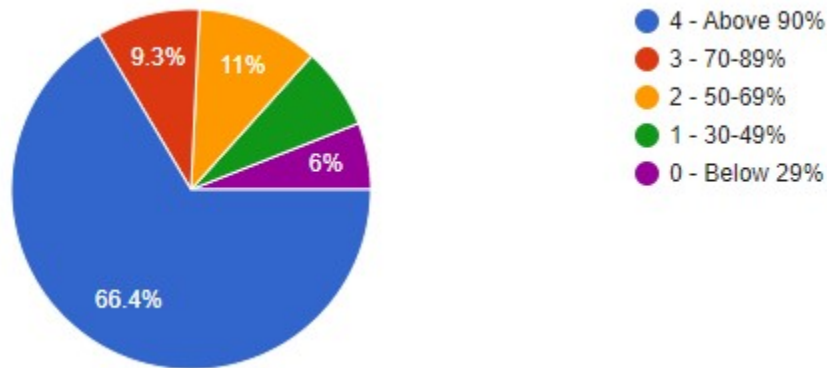
18. Efforts are made by the institute/teachers to inculcate soft skills, life skills and employability skills to make you ready for the world of work :

To a great extent	Moderate	Some what	Very little	Not at all
66.8	23.6	9	0.7	0



19. What percentage of teachers use ICT tools such as LCD projector, Multimedia, etc. while teaching :

Above 90%	70-89%	50-69%	30-49%	Below 29%
66.4	9.3	11	7.3	6



20. The overall quality of teaching-learning process in your institute is very good :

Strongly agree	Agree	Neutral	Disagree	Strongly disagree
65.1	29.9	5	0	0

